



021 088 97399
sales@aescorp.co.nz

Digital Timer 7D 24Hr 1C/O or 2C/O

RD-TPD1B / RD-TPD2

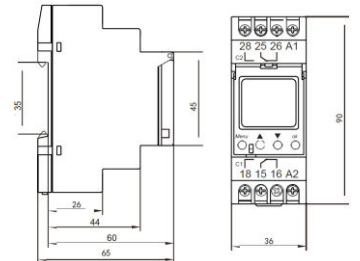
RELETEK



Features

- Digital Time Switch with Weekly Program & School Bell Pulse
 - Wide operating voltage 24 to 264VAC/DC
 - 10 Year Power Reserve (Lithium Battery)
 - Auto summer/winter time switchover
 - 2 modules Din-rail mounting (36mm)
 - 2 Years (return to supplier) warranty
- RD-TPD1B** - 1 Channel C/O **RD-TPD2** - 2 Channel 2C/O
- 52 Programs + Holiday Mode
 - 80 Programs + Holiday Mode

Dimensions



Description

- DIN rail mounted digital timer, two modules width (36mm wide)
- Multi-voltage (24 to 264VAC/DC)
- Pulse program for schools bells
- **RD-TPD1B** with 1 changeover contact 16Amps 250VAC AC-1
- **RD-TPD2** with 2 changeover contacts 16Amps 250VAC AC-1

Applications

- ★ Lights
- ★ Pumps
- ★ Air conditioning
- ★ Heating
- ★ School Bells

Technical Data

Supply terminals	A1-A2	Operating modes	Manual, automatic, holiday
Rated voltage	AC/DC 24-264V	Summer/winter time	Automatic
Rated frequency	50/60Hz	Altitude	≤2000m
Supply voltage	±10%	Ambient Temperature	-20° ~ 55°C
Display	Backlit LCD	Humidity	≤50% (40°C without condensation)
Number of channels	RD-TPD1B: 1 Channel RD-TPD2: 2 Channels	Terminals	1mm ² - 4mm ²
Power Consumption	1W / 2W	Tightening Torque	0.5Nm
Number of programs	52 / 80	Mounting	TS35 Din rail (EN60715)
Accuracy	≤1s/day at 25°C	Standards	IEC60730-1 / IEC60730-2-7
Protection Degree	IP20	Mechanical Life	10 ⁶
		Electrical Life	10 ⁵

Adjustment & Indication

1 2 3 4 5 6 7 - Days of the week Monday, Tuesday...Sunday
 Channel 1 - C1 - Holiday Mode
 Channel 2 - C2 - Winter Time
 Relay Status - ON/OFF - Summer Time
 Automatic Mode - Prog - Program setting
 Manual Mode - - Pulse Setting

MENU Enter main menu
 Back to main menu
 Select menu
 Digit +
 C1 manual operation

OK Confirm selection
 Confirm selection
 Select menu
 Digit -
 C2 manual operation (RD-TBD2 only)



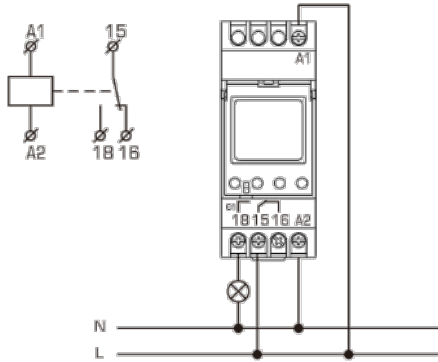
021 088 97399
sales@aescomp.co.nz

Digital Timer 7D 24Hr 1C/O or 2C/O

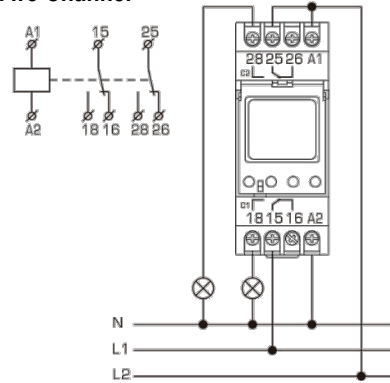
RD-TPD1B / RD-TPD2

Wiring Diagrams

RD-TPD1B - Single Channel



RD-TPD2 - Two Channel



Installation

- Isolate the supply before installation
- Connect the unit as required
- Apply power
- Set the programs

Disposal



Disposal of Electrical Waste
All electrical waste should be disposed of in compliance with current WEEE regulations.

Safety Precautions

- ✦ The device must be installed by a qualified person
- ✦ Disconnect all power before working on the device
- ✦ Don't touch any of the terminals when the power is on
- ✦ Verify correct terminal connection when wiring
- ✦ Do not dismantle or repair the device otherwise no responsibility is assumed by the manufacturer, or AES Components Ltd
- ✦ This device must be mounted in an appropriately rated enclosure, distribution board or switchboard for the environment
- ✦ The device can be cleaned with a dry cloth
- ✦ Failure to follow these instructions may result in serious injury



Warranty

2 Years from date of purchase - return to supplier

Manufacturer & importers liability is limited to the replacement value of the device only



More from AES & Reletek...

Multifunction Timers	Voltage Monitor	Voltage Relays	Current Relays	Phase Failure / Phase Asymmetry

More from AES & Maxge...

Modular Contactors	22mm Push Buttons & Indicators	Motor Control Circuit Breakers	Contactors